


Impact Beds

157 - 160

- 12.1 Impact beds
- 12.2 Impact bars
- 12.3 Sliding bars

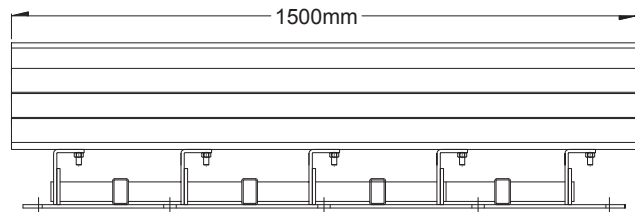
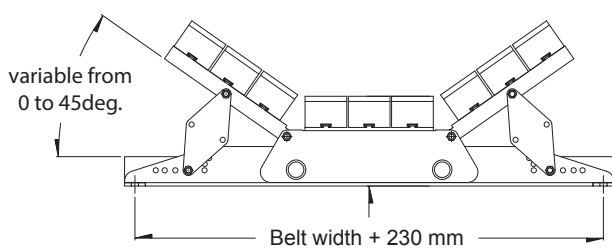
12.1 - Impact beds




1 New concept of impact bed fully adjustable from 0 to 45 degrees angle or progressive angle from 20 to 35 degrees. Due to the flat surface.

2 Impact bars of 1200mm or 1500 made of rubber and UHMW for friction reduction, are easily replaceable without removing the skirting over the belt, simply by sliding them out. This impact bed present the best value on the market. It is available for belt from a width from 800-2400mm.

DIMENSIONS



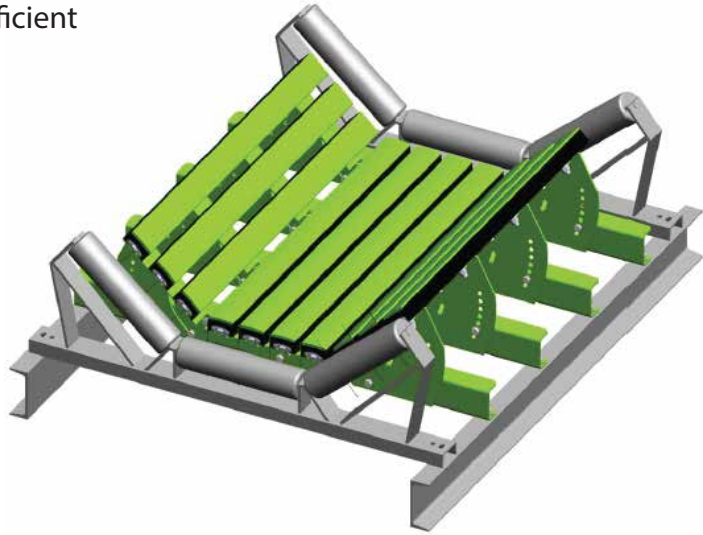
Impact bed with one side down for easier access and maintenance



Unique progressive angle impact bed. (from 20 to 35 degrees)

Impact beds

- HDPE track with low friction coefficient
- Long Lifespan



Medium duty Impact beds

| Part No. | Description |
|------------|---|
| 3755060015 | Impact bed, 20-35 degrees, 600/650 mm belt width, excluding impact bars |
| 3755080015 | Impact bed, 20-35 degrees, 750/800 mm belt width, excluding impact bars |
| 3755100015 | Impact bed, 20-35 degrees, 1000 mm belt width, excluding impact bars |
| 3755120015 | Impact bed, 20-35 degrees, 1200 mm belt width, excluding impact bars |
| 3755140015 | Impact bed, 20-35 degrees, 1400 mm belt width, excluding impact bars |
| 3755160015 | Impact bed, 20-35 degrees, 1600 mm belt width, excluding impact bars |
| 3755180015 | Impact bed, 20-35 degrees, 1800 mm belt width, excluding impact bars |
| 3755200015 | Impact bed, 20-35 degrees, 2000 mm belt width, excluding impact bars |
| 3755220015 | Impact bed, 20-35 degrees, 2200 mm belt width, excluding impact bars |
| 3755240015 | Impact bed, 20-35 degrees, 2400 mm belt width, excluding impact bars |

Heavy duty Impact beds

| Part No. | Description |
|------------|---|
| 3756060015 | Impact bed, 20-35 degrees, 600/650 mm belt width, excluding impact bars |
| 3756080015 | Impact bed, 20-35 degrees, 750/800 mm belt width, excluding impact bars |
| 3756100015 | Impact bed, 20-35 degrees, 1000 mm belt width, excluding impact bars |
| 3756120015 | Impact bed, 20-35 degrees, 1200 mm belt width, excluding impact bars |
| 3756140015 | Impact bed, 20-35 degrees, 1400 mm belt width, excluding impact bars |
| 3756160015 | Impact bed, 20-35 degrees, 1600 mm belt width, excluding impact bars |
| 3755160015 | Impact bed, 20-35 degrees, 1800 mm belt width, excluding impact bars |
| 3756200015 | Impact bed, 20-35 degrees, 2000 mm belt width, excluding impact bars |
| 3756220015 | Impact bed, 20-35 degrees, 2200 mm belt width, excluding impact bars |
| 3756240015 | Impact bed, 20-35 degrees, 2400 mm belt width, excluding impact bars |

12.2 - Impact bars




- ◆ Impact bars are supplied with Aluminum rails
- ◆ Rubbers shore hardness is 60° shore A with a Polyurethane top.
- ◆ Each bar is supplied with 3 bolts

| Part No. | Description |
|------------|--|
| 3750051200 | Impact bar size 50 x100 x 1200mm. including 3 bolts M16 x 40mm |
| 3750071200 | Impact bar size 75 x100 x 1200mm. including 3 bolts M16 x 40mm |
| 3750051500 | Impact bar size 50 x100 x 1500mm. including 3 bolts M16 x 40mm |
| 3750071500 | Impact bar size 75 x100 x 1500mm. including 3 bolts M16 x 40mm |
| 3750051640 | Impact bar bolt M16 x 40 |



12.3 - Sliding bars



- ◆ Sliding bars are supplied with Aluminum rails
- ◆ Red bars are supplied with steel rails
- ◆ Rubbers shore hardness is 60° shore A with a Polyurethane top.
- ◆ Each bar is supplied with 3 bolts

| Part No. | Description |
|------------|---|
| 3745332012 | Sliding bars size 200 x 33 x 1200mm. including 3 bolts M16 x 40mm |
| 3745332512 | Sliding bars size 250 x 33 x 1200mm. including 3 bolts M16 x 40mm |
| 3745333012 | Sliding bars size 300 x 33 x 1200mm. including 3 bolts M16 x 40mm |